



Fun with Flash Cards

Use the index cards in the folder to make 10 flash cards. Write the words on one side and draw a picture on the other side. Use words you don't quite know yet so you can have some great practice time!

Have Fun!

© Copyright All Children Can Learn 2005

K-2 Phonics



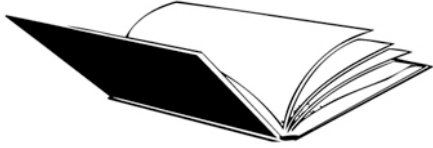
Fun with Flash Cards

Use the index cards in the folder to make 10 flash cards. Write the words on one side and draw a picture on the other side. Use words you don't quite know yet so you can have some great practice time!

Have Fun!

© Copyright All Children Can Learn 2005

K-2 Phonics

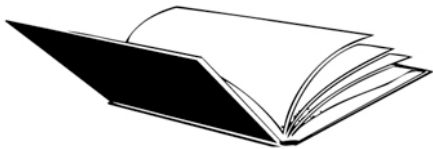


This book is about....

**Use the chart in the folder to write
or draw a summary of a book you
have heard or read.**

© Copyright All Children Can Learn 2005

K-2 Comprehension




This book is about....

**Use the chart in the folder to write
or draw a summary of a book you
have heard or read.**

© Copyright All Children Can Learn 2005

K-2 Comprehension




Read to a Buddy!

Choose a book you love to read. Read it with expression to the furry friend in the basket. Don't forget to read like you are talking!

© Copyright All Children Can Learn 2005

K-2 Fluency




Read to a Buddy!

Choose a book you love to read. Read it with expression to the furry friend in the basket. Don't forget to read like you are talking!

© Copyright All Children Can Learn 2005

K-2 Fluency




Room Collection

Choose one of the paper bags with a letter on it. Collect items around the room that begin with that sound. Place the item in the paper bag.

© Copyright All Children Can Learn 2005

K-2 Phonemic Awareness



Room Collection

Choose one of the paper bags with a letter on it. Collect items around the room that begin with that sound. Place the item in the paper bag.

© Copyright All Children Can Learn 2005

K-2 Phonemic Awareness




Picture Definitions

Use the magazines in the folder to define the following words. Cut out pictures that describe the word and glue them next to the word. There is blank paper in the folder for you to use.

© Copyright All Children Can Learn 2005

K-2 Vocabulary



Picture Definitions

Use the magazines in the folder to define the following words. Cut out pictures that describe the word and glue them next to the word. There is blank paper in the folder for you to use.

© Copyright All Children Can Learn 2005

K-2 Vocabulary